BRIDGE DECK (B)

S.S. ”TITANIC”

Scale 1:48

Version 0.2

© Oskari Syynimaa 2015

COLOR EXPLANATIONS

— Metal structure

— Wooden structure

— Part of electrical system

— Part of water system

┄ Railing or support bar

— Shape lines

▭ Cement

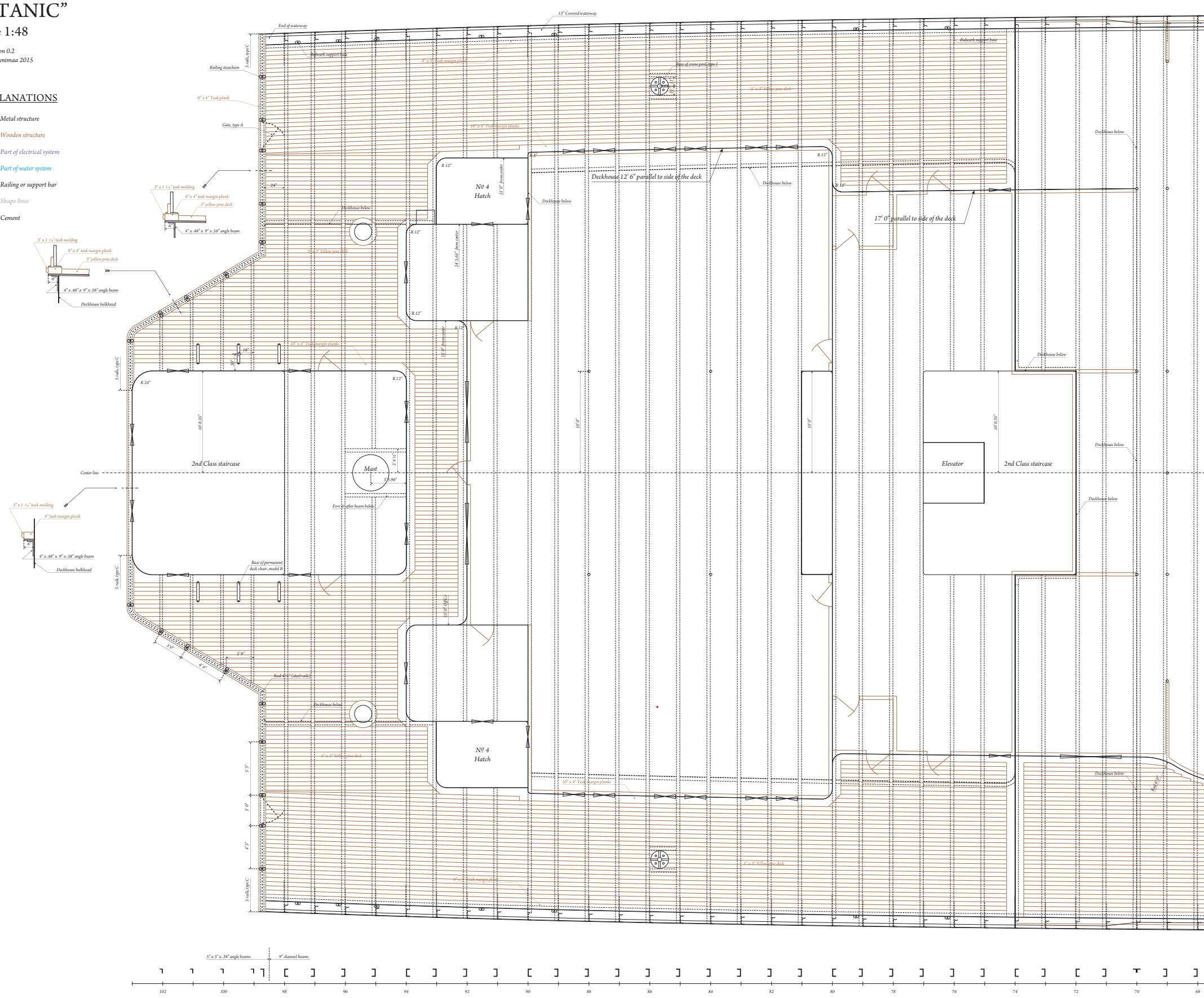
End of waterway
13" Covered waterway
Bulwark support base
8" x 3" Teak margin plank
Railing stanchion
5 rails, type C
8" x 4" Teak plank
Gate, type A
10" x 4" Teak margin planks
Base of crane post, type 1
5" x 3" Yellow pine deck
24"
3" x 1 ¼" teak molding
8" x 4" teak margin plank
3" yellow pine deck
6"
4" x .48" x 9" x .58" angle beam
Deckhouse bulkhead
Deckhouse below
Nº 4
Hatch
31' 0" from center
24' 5.65" from center
15' 0" from center
R 12"
R 3"
R 24"
Deckhouse 12' 6" parallel to side of the deck
17' 0" parallel to side of the deck
18"
20"
2nd Class staircase
10' 0.35"
10' 0"
Center line
Mast
2' 4 ½"
3' 5.96"
Fore & after beam below
4" teak margin plank
Base of permanent deck chair, model B
Elevator
3' 0"
4' 6"
2' 9"
Rad 4½" (steel rails)
5' 3"
4' 3"
Rad 6' 0"
5" x 3" x .38" angle beams
9" channel beams
102
100
98
96
94
92
90
88
86
84
82
80
78
76
74
72
70
68

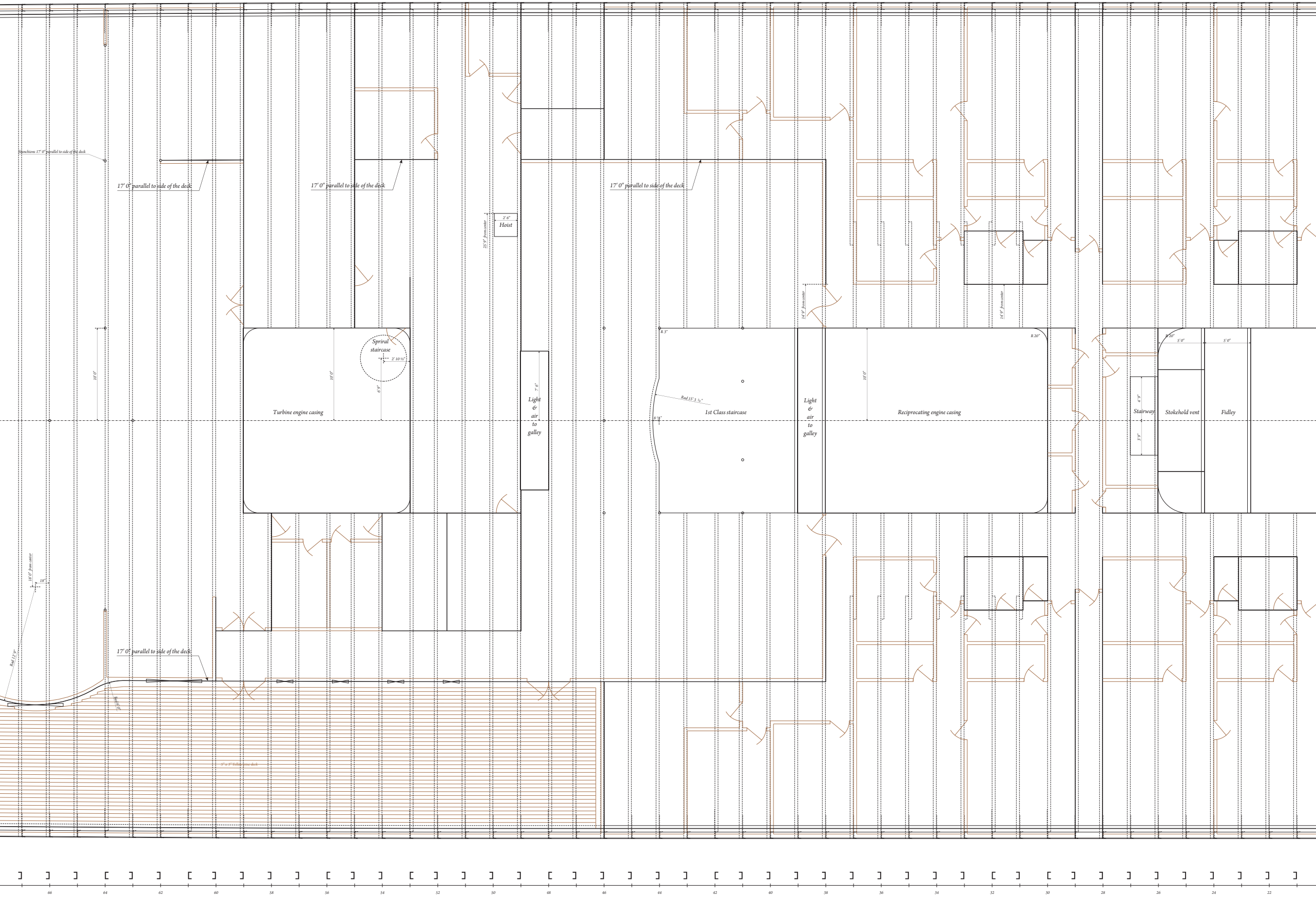
Stanchions 17' 0" parallel to side of the deck
17' 0" parallel to side of the deck
17' 0" parallel to side of the deck
17' 0" parallel to side of the deck
2' 6"
Hoist
25' 9" from center
Spriral staircase
2' 10 ½"
10' 0"
6' 9"
Turbine engine casing
7' 6"
Light & air to galley
R 3"
Rad 15' 3 ¼"
8 ½"
1st Class staircase
14' 9" from center
Light & air to galley
10' 0"
Reciprocating engine casing
R 20"
14' 9" from center
R 20"
5' 0"
5' 0"
4' 9"
Stairway
3' 9"
Stokehold vent
Fidley
10' 0"
18' 0" from center
18"
Rad 12' 9"
17' 0" parallel to side of the deck
Rad 6' 0"
5" x 3" Yellow pine deck
66
64
62
60
58
56
54
52
50
48
46
44
42
40
38
36
34
32
30
28
26
24
22

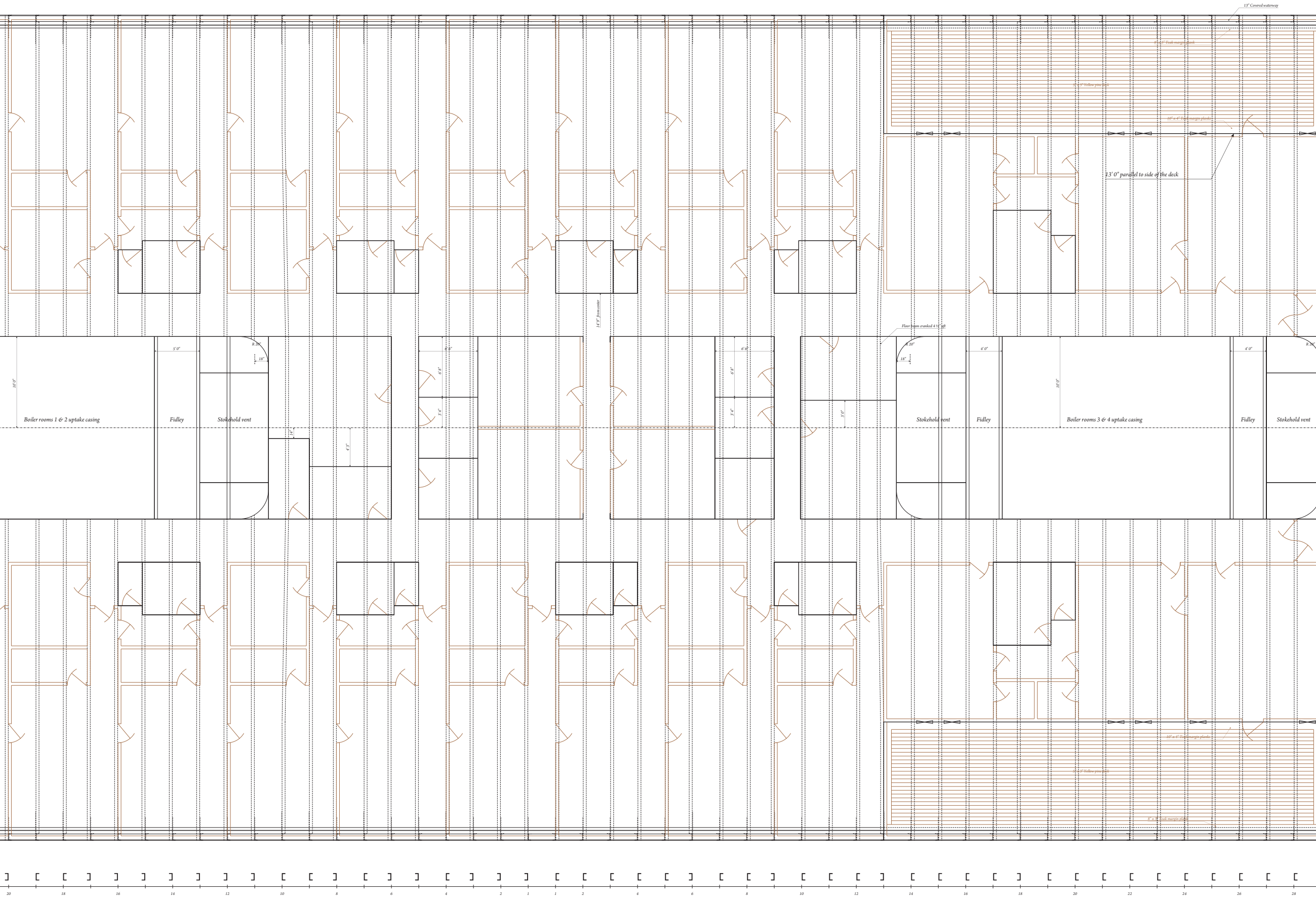
13" Covered waterway
8" x 3" Teak margin plank
5" x 3" Yellow pine deck
10" x 4" Teak margin planks
13' 0" parallel to side of the deck
14' 9" from center
Floor beam cranked 4 ½" aft
Boiler rooms 1 & 2 uptake casing
Fidley
Stokehold vent
5' 0"
R 20"
18"
10' 0"
14"
4' 3"
6' 6"
6' 8"
3' 4"
3' 0"
Stokehold vent
Fidley
Boiler rooms 3 & 4 uptake casing
Fidley
Stokehold vent
4' 0"
4' 0"
R 20"
18"
10' 0"
10" x 4" Teak margin planks
5" x 3" Yellow pine deck
8" x 3" Teak margin plank
20
18
16
14
12
10
8
6
4
2
1
1
2
4
6
8
10
12
14
16
18
20
22
24
26
28

Through floor beams: 9" x 4" x 4" x .60" channel beams Short beams: 9" x .48" x 4" x 4" x .58" channel beams 5" x 3" x .38" angle beams for A99 to A102.

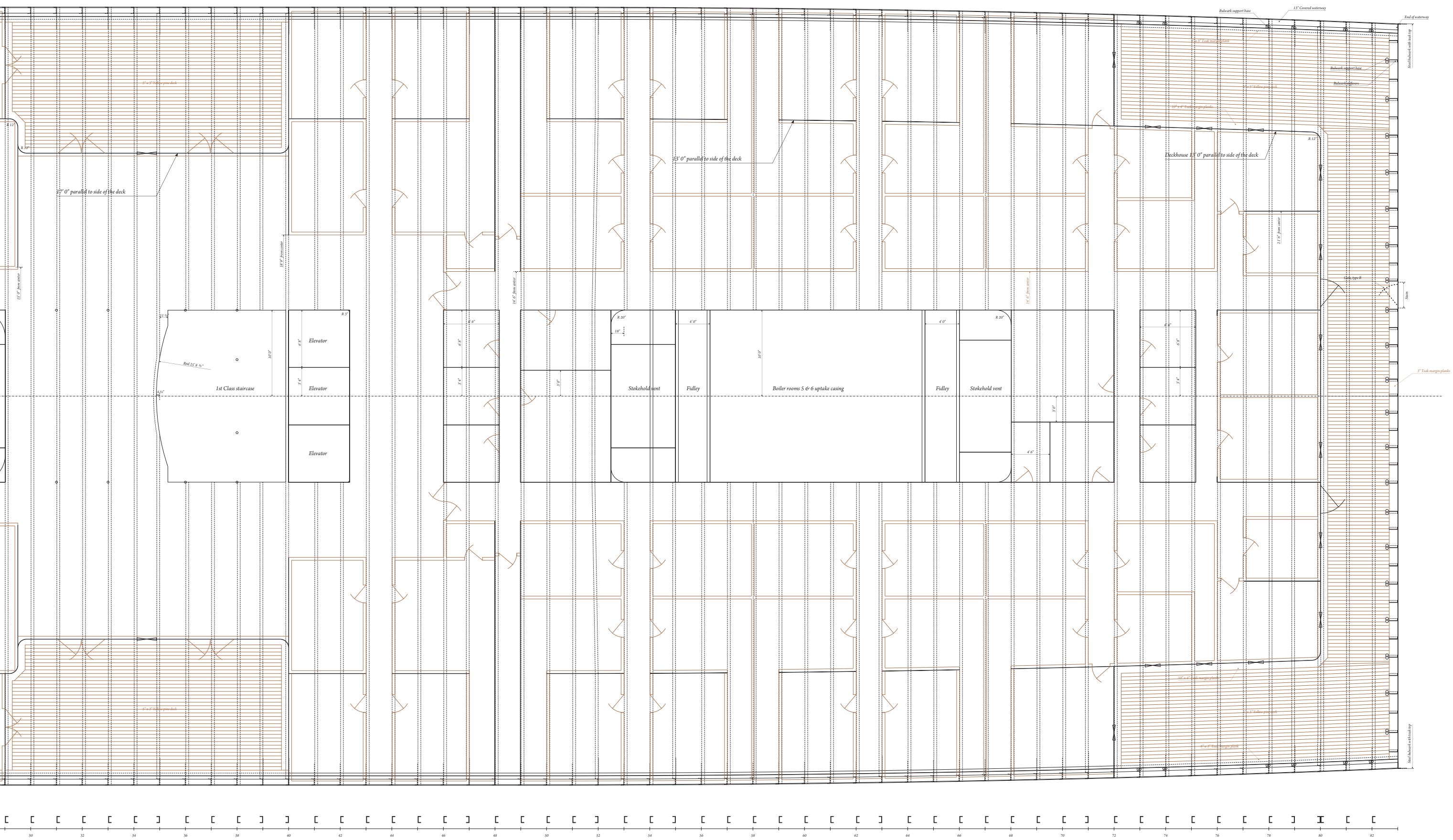
Bulwark support base
13" Covered waterway
End of waterway
Steel bulwark with teak top
5" x 3" Teak margin plank
Bulwark support base
Bulwark stiffeners
5" x 3" Yellow pine deck
10" x 4" Teak margin planks
Deckhouse 13' 0" parallel to side of the deck
R 12"
13' 0" parallel to side of the deck
17' 0" parallel to side of the deck
5" x 3" Yellow pine deck
R 12"
R 12"
15' 0" from center
18' 9" from center
14' 6" from center
14' 6" from center
21' 6" from center
Gate, type B
Stairs
3" Teak margin planks
11 ½"
Rad 25' 8 ¾"
4 ½"
10' 0"
1st Class staircase
R 3"
6' 8"
3' 4"
Elevator
Elevator
Elevator
6' 6"
6' 8"
3' 4"
3' 0"
R 20"
18"
Stokehold vent
4' 0"
Fidley
10' 0"
Boiler rooms 5 & 6 uptake casing
4' 0"
Fidley
R 20"
Stokehold vent
3' 0"
4' 6"
6' 6"
6' 8"
3' 4"
10" x 4" Teak margin planks
5" x 3" Yellow pine deck
8" x 3" Teak margin plank
5" x 3" Yellow pine deck
Steel bulwark with teak top
30
32
34
36
38
40
42
44
46
48
50
52
54
56
58
60
62
64
66
68
70
72
74
76
78
80
82